




ARF-32 Assembly




Remove any existing jam nut




Attach ARF-nut 1/8" below threads




Place lower bracket on ARF-nut



Install and tighten large top nut




Attach rear bracket with thumb screw



Attach filter body to rear bracket



Add one more thumb screw



Install your microphone mount



Complete